




# INDUCTION INNOVATIONS







*“I want to thank you for offering the collision repair industry a truly high quality piece of equipment.”*

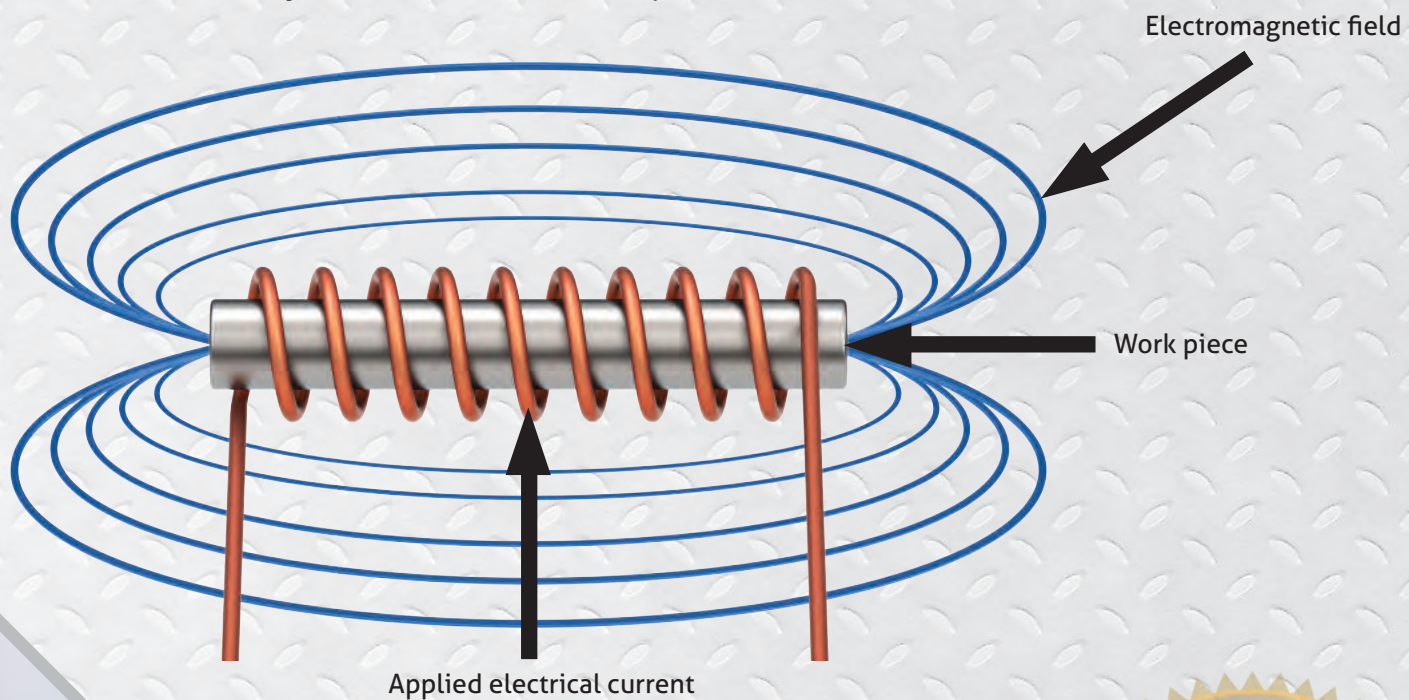
- Julio Piazza



# INVISIBLE HEAT®

## What Is Induction Heating and how does it work?

Induction heating offers a combination of speed, consistency and control by using invisible, flameless heat that is transferred to the product via electromagnetic waves in which the part never comes into direct contact with any flame, and the coil itself does not get hot. The coil serves as the transformer primary and the part to be heated becomes a short circuit secondary. When a metal part is placed within the induction coil and enters the magnetic field, circulating eddy currents are induced within the part. These eddy currents flow against the electrical resistivity of the metal, generating precise and localized heat without any direct contact between the part and the coil.



## About Induction Innovations, Inc.

Induction Innovations is a family owned and operated manufacturer of high performance induction heaters. Our headquarters and all manufacturing is located in the United States, just west of Chicago.

Our flameless heating tools have been designed to solve problems, such as how to remove stuck or corroded parts, windows, body moldings, and more. There's no longer any need to use a potentially dangerous torch to remove parts. An open flame is unreliable, time consuming and can damage the area around the part, affecting productivity and ultimately the profits you make.



*“ I like the Venom because I do not have to worry about damaging other components or setting things on fire as you would when working with an acetylene torch in tight places.”*

- Ryan Topliffe

## Mini-Ductor® VENOM® (MDV-888)

The latest version of the Mini-Ductor releases metal from corrosion and thread lock compounds without the dangers of open flame and up to 90% faster.

\*The MDV-888 is 220V and has different plugs available depending on location.



**SAFETY  
CERTIFIED**

### MDV-888 Includes:

- > Mini-Ductor Venom
- > Carrying Case
- > 7/8" Pre-formed Coil (MD99-601)
- > U-form Coil (MD99-602)
- > Bearing Buddy Coil (MD99-603)

### Applications:


- > Seatbelt Bolts
- > O2 Sensors
- > Fuel Tank Straps
- > Brakes
- > Suspension
- > Pulleys & Gears
- > Inline Connectors
- > Tie-rod Sleeves/ends
- > and 100's more!

Scan for Videos





# Mini-Ductor® VENOM® Features



## Coil Twist Lock

Coils now lock down with one simple turn.

## LED Usage Indicator

A red LED will light under faulty conditions.

A green LED will light if the tool is working properly.



## User Controlled LED Switch

## Trigger Activation

## Fan Operation Enhancements

The fan continues to run after the trigger is released to aid in thermal cycle time reduction, and will stay powered when the thermal switch opens to aid in cooling the tool.

2 YEAR WARRANTY



# Mini-Ductor® II+

(MD-800P)

The Mini-Ductor II+ is a 220V, professional's choice handheld, flameless torch that leverages the power of Invisible Heat® to heat ferrous metal in seconds.



## MD-800P Includes:

- > Mini-Ductor II+
- > Carrying Case
- > 7/8" Pre-formed Coil (MD99-601)
- > U-form Coil (MD99-602)
- > Bearing Buddy Coil (MD99-603)



\*The MD-800P has different plugs available depending on location.

# Mini-Ductor® II+ Deluxe Kit

(MD-800PAK)

The Mini-Ductor uses Invisible Heat® to heat ferrous metal and some non-ferrous metal, for quick, safe and easy removal.




## MD-800PAK Includes:

- > Mini-Ductor II+
- > Custom Fit Carrying Case
- > (3) 7/8" Pre-formed Coil (MD99-601)
- > U-form Coil (MD99-602)
- > 41" Bearing Buddy Coil (MD99-603)
- > 7/8" Long Pre-formed Coil (MD99-605)
- > 1 3/4" Pre-formed Coil (MD99-607)
- > 1 1/2" Pre-formed Coil (MD99-608)
- > 1 1/4" Pre-formed Coil (MD99-609)
- > 1" Pre-formed Coil (MD99-610)
- > 3/4" Pre-formed Coil (MD99-611)
- > Standard Coil Kit (MD99-650)



## Mini-Ductor Applications:

- > Seatbelt Bolts
- > O2 Sensors
- > Fuel Tank Straps
- > Brakes
- > Suspension
- > Tie-rod Sleeves/ends
- > Pulleys & Gears
- > Inline Connectors
- > and 100's more!



\*The MD-800PAK kits have different plugs available depending on location.



# Mini-Ductor® 110V CE

(MD-700CE)

Introduced in 2009, the Mini-Ductor releases metal from corrosion and thread lock compounds without the dangers of open flame and up to 90% faster.

## MD-700CE Includes:

- > Mini-Ductor 110V CE
- > Type B Plug\*
- > Carrying Case
- > U-form Coil (MD99-602)
- > Bearing Buddy Coil (MD99-603)

\*The Type B Plug is made for use in the UK. For use in a 110V power socket.

*“I just want to take a moment to rave about your Mini-Ductor. Working as an automotive technician, this tool is essential for removing rusted fasteners.”*  
- Jaye Tinnell



## Applications:

- > Seatbelt Bolts
- > O2 Sensors
- > Fuel Tank Straps
- > Brakes
- > Suspension
- > Inline Connectors
- > Pulleys & Gears
- > Tie-rod Sleeves/ends
- > and 100's more!

\*The MD-700CE is also available as a Deluxe Kit, which includes (3) MD99-601, (1 each) MD99-602, MD99-605, MD99-607, MD99-608, MD99-609, MD99-610, MD99-611 and a MD99-650.



# Mini-Ductor® 12V

(MD-500)

Ideal for roadside repair or at a customer's premises where regular power supplies aren't available, the MD-500 is completely portable.

Work off of a 12V battery pack, a car, van or truck battery, the Mini-Ductor 12V can be used for a number of remote applications where rusted, corroded or thread lock parts need to be removed.



## MD-500 Includes:

- > Mini-Ductor 12V
- > Battery Clamps
- > Carrying Case
- > 7/8" Pre-formed Coil (MD99-601)
- > U-form Coil (MD99-602)
- > 1" Pre-formed Coil (MD99-610)

## Applications:

- > Seatbelt Bolts
- > O2 Sensors
- > Fuel Tank Straps
- > Brakes
- > Suspension
- > Tie-rod Sleeves/ends
- > Pulleys & Gears
- > Inline Connectors
- > and 100's more!

\*The Bearing Buddy Coil does not work with the Mini-Ductor 12V (MD-500)



# Mini-Ductor® Coil Kits

- > The Mini-Ductor Coil Kits work with the Mini-Ductor product line.
- > All coils are manufactured in a variety of lengths and sizes to fit accessible and inaccessible areas.
- > The coils will last for several hundred uses or more subject to proper use (avoid abrasion and overheating).
- > The coil insulation is coated to resist abrasion; however, if insulation is breached, a new coil will need to be used.
- > All coils are flexible and can be bent or separated for a variety of applications.

## Standard Coil Kit (MD99-650)



The Standard Coil Kit includes 8 interchangeable coils that enable you to heat fasteners up to 1 1/2" in diameter and are a variety of lengths and sizes.

- > (2) MD99-601 (7/8" Inside Diameter)
- > (1) MD99-605 (7/8" I.D. x 9"L)
- > (1) MD99-607 (1 3/4" I.D.)
- > (1) MD99-608 (1 1/2" I.D.)
- > (1) MD99-609 (1 1/4" I.D.)
- > (1) MD99-610 (1" I.D.)
- > (1) MD99-611 (3/4" I.D.)

## Essential Coil Kit (MD99-660)



The Essential Coil Kit is a collection of our most-popular smaller diameter coils that vary in lengths for a variety of applications.

- > (2) MD99-601 (7/8" Inside Diameter)
- > (1) MD99-605 (7/8" I.D. x 9"L)
- > (1) MD99-610 (1" I.D.)
- > (2) MD99-611 (3/4" I.D.)
- > (1) MD99-621 (7/8" I.D.)
- > (1) MD99-622 (1" I.D. Long Coil)

## Long Coil Kit (MD99-675)



The Long Coil Kit includes 8 interchangeable longer coils for larger parts and hard-to-reach areas.

- > (1) MD99-620 (3/4" Inside Diameter)
- > (2) MD99-621 (7/8" I.D.)
- > (2) MD99-622 (1" I.D.)
- > (1) MD99-623 (1 1/4" I.D.)
- > (1) MD99-624 (1 1/2" I.D.)
- > (1) MD99-625 (1 3/4" I.D.)



\*All coils are also available separately.



# Additional Mini-Ductor® Accessories

- > The Mini-Ductor II and Mini-Ductor Venom both include the U-form Coil (MD99-602), Bearing Buddy Coil (MD99-603) and the 7/8" Pre-formed Coil (MD99-601) when purchased.
- > All Mini-Ductor coil kits, individual coils and accessories are available through your local tool distributor or our website at [www.theinductor.com](http://www.theinductor.com).

## 41" Bearing Buddy Coil (MD99-603)

The 41" Bearing Buddy Coil is a flexible magnetic litz wire for wrapping around inline and asymmetrical objects that are not accessible with the standard coils.



## 96" Bearing Buddy Coil (MD99-XBB96)

The 96" Bearing Buddy Coil is a flexible magnetic litz wire for wrapping around inline and asymmetrical objects offering greater versatility for larger bearings, gears, pulleys and industrial applications.



## 23" U-form Coil (MD99-602)

The 23" U-form Coil provides the ability for do-it-yourself winding, such as creating a flathead coil for removing soft dents. The coil needs to be wrapped at least twice to make the magnetic field effective.



## Mini-Pad (MD99-604)

The Mini-Pad is a smaller version of our Fast-off Pad, allowing removal of decals, graphics, pinstripes, emblems, and body side moldings with our Mini-Ductor Series.



## Thin Wall Coil (MD99-632)

The Thin Wall Coil allows you to remove recessed lug nuts easier by getting in the tight space between the nut and the wheel.





# Inductor<sup>®</sup> Series Line



## Inductor<sup>®</sup> Lite PDR Kit (ILP1-111)

The Inductor Lite PDR Kit offers flexible 85V to 265V voltage to fix hail dents, door dings and other minor soft dents, that can be activated by a switch on the attachment rather than a foot pedal.

### ILP1-111 Includes:

- > Inductor Lite Power Supply (ILP1)
- > PDR Baton Attachment (IL-111)
- > 1 Year Warranty on Power Supply and Attachment

## Steps to dent removal with the Paintless Dent Repair (PDR) Baton

### Step 1:

Attach the PDR Baton to the Inductor Lite Power Supply


### Step 2:

Select either Manual Mode or Automatic Mode.

**Manual Mode:** In this mode, heating power is controlled by the user.

**Automatic Mode:** In this mode, heating power is limited to 0.5 seconds to avoid burning the paint.

### Step 3:

Press  button on the PDR Baton.

### Step 4:

Start heating around the outer parts of the dent, raising the sheet metal slowly while moving toward the center until the dent starts to decrease.

### Step 5:

After heating and correcting the dent, immediately cool the sheet metal with a cooling spray or a wet sponge - it will freeze the new sheet metal and stop it from returning to its original state.





# Inductor® Lite

A compact and powerful 2,400W induction heater with a digital interface for manual heat control, offers flexible 85V to 265V voltage.

## Inductor Lite (IL-2000) Includes:

- > Inductor Lite Power Supply (ILP1)
- > Fast-Off Pad (IL-211)
- > Glass Blaster (IL-311)
- > Concentrator (IL-411)
- > (1) Set of 3 L-Wedges
- > 1 Year Warranty

**IL-2000**



**SIDE MOLDINGS**



**SEAM SEALERS**



**WINDOWS**



**SOFT DENTS**



**IL-2000-C**



## Inductor Lite with Cart (IL-2000-C) Includes:

- > Everything with the IL-2000
- > Inductor Lite Cart (IL-CART)
- > Cable support

Scan for Videos





# Customize Your Inductor® Lite Kit

The Inductor Lite Power Supply (ILP1) can be purchased separately along with the specific attachment(s) you need depending on your desired applications. There are four different attachments you can select from for the ILP1, including the Paintless Dent Repair Baton (IL-111), Fast-Off Pad (IL-211), Glass Blaster (IL-311), and the Concentrator (IL-411).

## PDR Baton\*

- > Hail Dents
- > Door Dings
- > Soft Dents

IL-111



IL-211



## Fast-Off Pad

- > Adhesives
- > Pinstriping
- > Side Moldings

ILP1



IL-411



## Glass Blaster\*

- > Windshields
- > Sunroofs
- > Bedliners

IL-311



## Concentrator

- > Seam Sealers
- > Shock Absorbers
- > Fasteners

\*The IL-111 and IL-311 can be activated by a switch on the attachment.

Note: The IL attachments will only work on the Inductor Lite Power Supply.



# Pro-Max® Fully Loaded

(PM-200FL-U3-CE)

Offering so much more than simple precise Invisible Heat®, the Pro-Max Fully Loaded is packaged for the heating needs of the auto body collision professional including all Pro-Max attachments and heavy duty cart.

## PM-200FL-U3-CE Includes:

- > Pro-Max Power Supply (PMP1-CE)
- > Paintless Dent Repair Baton (U-111)
- > U-Series Fast-Off Pad (U-211)
- > U-Series Glass Blaster (U-311)
- > U-Series Concentrator (U-411)
- > U-Series Rosebud (U-511)
- > U-555 (offers 40% more power than the Mini-Ductor)
- > Heavy Duty Cart (LXR-11)
- > 2 Year Warranty on Power Supply and 1 Year Warranty on Attachments
- > Standard Coil Kit (MD99-650)
- > Long Coil Kit (MD99-675)
- > (2) L-Wedges (L-0810A)
- > Training DVD



Bedliners

Seams

Frame Rails



# Inductor® Pro-Max®

(PM-20000-U3-CE)

Reduce labor by as much as 75% with the Inductor Pro-Max kit by removing all types of adhesives bonded to metal as well as seized hardware from corrosion or thread lock compounds, all without the collateral damage of open flame.

## PM-20000-U3-CE Includes:

- > Pro-Max Power Supply (PMP1-CE)
- > U-Series Fast-Off Pad (U-211)
- > U-Series Glass Blaster (U-311)
- > U-Series Concentrator (U-411)
- > 2 Year Warranty on Power Supply and 1 Year Warranty on Attachments
- > (2) L-Wedges (L-0810A)
- > Training DVD





# Customize Your Pro-Max® Kit

The Inductor Pro-Max Power Supply (PMP1-CE) is a high performance, energy efficient inverter offering audible and visual power indicators. It operates on convenient 120V/20A/2200W with a maximum output of over 2000 watts.

## PMP1-CE Includes:

- > Induction Pro-Max Power Supply (PMP1-CE)
- > Open Cabinet Storage
- > 2 Year Warranty



## Paintless Dent Repair (PDR) Baton (U-111)

- > Hail Dents
- > Door Dings
- > Soft Dents



## Fast-off Pad (U-211)

- > Side Moldings
- > Pinstriping
- > Adhesives



## Glass Blaster (U-311)

- > Windshields
- > Sunroofs
- > Bedliners



## Concentrator (U-411)

- > Seam Sealers
- > Shock Absorbers
- > Fasteners



## Rosebud (U-511)

- > Frames
- > Structure Repair
- > Stress Relieving
- > Fabricating



## U-555 (40% more power than the Mini-Ductor)



- > Bearings
- > Gears
- > Pulleys
- > Bolts
- > O2 Sensors

Place your order through your local tool distributor or call us at 00 1 847 836 6933 to find a reseller near you.





®



00 1 847 836 6933 | 1175 Jansen Farm Court | Elgin, IL 60123 | USA  
[www.theinductor.com](http://www.theinductor.com)

follow us on:     